

inserts:		page
CD	40 poles + ⊕	43
CDD	72 poles + ⊕	56
CQE	32 poles + ⊕	76
CN	16 poles + ⊕	82
CCE	16 poles + ⊕	90
CNE, CSE.....	16 poles + ⊕	91
CSS	16 poles + ⊕	100
CMSE	6+2 (aux) poles + ⊕	116
CMCE	6+2 (aux) poles + ⊕	116
CP	6 poles + ⊕	127
CX	6/36 and 12/2 poles + ⊕	130-131
CX	4/0 and 4/2 poles + ⊕	132
MIXO	4 modules	137-151

insert centre distance: **77.5 x 27 mm**

hoods with 4 pegs



hoods with 2 pegs



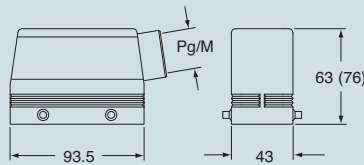
description	part No.	entry Pg	part No.	entry M	part No.	entry Pg	part No.	entry M
with pegs, side entry	CHO 16	21	MHO 16.25	25	CHO 16 L	21	MHO 16 L25	25
with pegs, side entry			MHO 16.32	32			MHO 16 L32	32
with pegs, side entry, high construction	CAO 16.21	21	MAO 16.32	32	CAO 16 L21	21	MAO 16 L32	32
with pegs, side entry, high construction	CAO 16.29	29	MAO 16.40	40	CAO 16 L29	29	MAO 16 L40	40
with pegs, top entry	CHV 16	21	MHV 16.25 **	25	CHV 16 L	21	MHV 16 L25	25
with pegs, top entry			MHV 16.32	32			MHV 16 L32	32
with pegs, top entry, high construction	CAV 16.21	21	MAV 16.32	32	CAV 16 L21	21	MAV 16 L32	32
with pegs, top entry, high construction	CAV 16.29	29	MAV 16.40	40	CAV 16 L29	29	MAV 16 L40	40
with pegs, frontal entry, high construction	CAF 16	21	MAF 16.25	25				
with pegs, frontal entry, high constr., without adaptor *	CFF 16	21	MFF 16.25	25				

* enclosure without adaptor, threaded on the body, to be used only with a complete cable clamp.

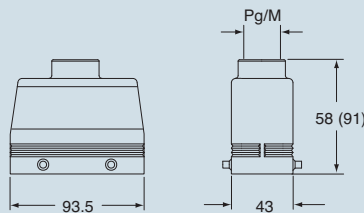
** can only be used with a complete cable clamp (to be purchased separately)

dimensions in mm

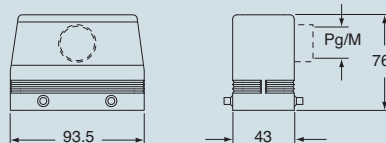
CHO (CAO) and MHO (MAO)



CHV (CAV) and MHV (MAV)

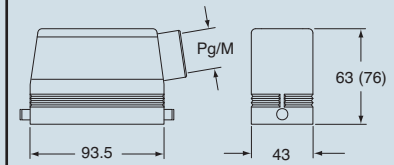


CAF/CFF and MAF/MFF

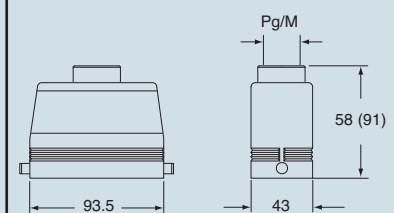


dimensions in mm

CHO L (CAO L) and MHO L (MAO L)



CHV L (CAV L) and MHV L (MAV L)



CAI[®] US Type
4/4X/12

dimensions shown are not binding
and may be changed without notice